

















|   | Item  | How/Where to Obtain  |
|---|---|--|
| SLINGS  |  <p><b>Seat Sling:</b></p> <ul style="list-style-type: none"> <li>• XL 220-440 lbs.</li> <li>• XXL 440-800 lbs.</li> </ul>   | <p>Bariatric Cart<br/>or<br/>Clean Utility<br/>or<br/>Distribution x3643</p>   |
|    | <p><b>Bed Sling:</b></p> <ul style="list-style-type: none"> <li>• Blue Mesh Sling – 1000 lb. weight limit<br/>46" x 86"</li> <li>• Gray Mesh Sling – 1000 lb. weight limit<br/>50" x 78</li> <li>• Custom Gray &amp; Blue Mesh/Material Sling –<br/>1000 lb. weight limit<br/>60" x 86" wide</li> </ul> | <p>Blue Mesh sling in Clean Utility<br/><br/>Gray Mesh Sling - Distribution x3643<br/><br/>Custom Gray &amp; Blue – on Bariatric Carts<br/>or Distribution x3643</p> |
|  | <p><b>Pannus Sling:</b></p> <ul style="list-style-type: none"> <li>• 600 lb. weight limit</li> <li>• Includes: <ul style="list-style-type: none"> <li>- Mesh laundering bag</li> <li>- 2 wipeable black buckle straps</li> <li>- 2 wipeable blue carabiner straps</li> </ul> </li> </ul>                | <p>Distribution x3643</p> <p><i>See Job Aid for Instructions</i></p>   |
|  | <p><b>Limb Sling:</b></p> <ul style="list-style-type: none"> <li>• 150 lb weight limit for regular limb sling</li> <li>• 330 lb. weight limit for F8 limb sling (Figure 8 loop straps)</li> <li>• Can use 2 limb slings to roll patient and keep access to backside</li> </ul>                          | <p>Bariatric Cart<br/>or<br/>Clean Utility<br/>or<br/>Distribution x3643</p> <p><i>See Job Aid for Instructions</i></p>  |

|   | Item   | How/Where to Obtain                                 |
|---|--|---|
| <b>COMMODOES/BEDPANS</b>  |  |   |
|    | <p><b><u>Shower/Commode Chairs:</u></b></p> <ul style="list-style-type: none"> <li>• 750 lb. weight limit</li> <li>• 26 inches wide (3 available)</li> <li>• 30 inches wide (2 available)</li> <li>• Swing-back armrests allow for overflow</li> </ul> | <p>Distribution x3643<br/>(Sizewise rental)</p>     |
|    | <p><b><u>Bariatric Bed Pan:</u></b></p> <ul style="list-style-type: none"> <li>• 900 lb. weight limit</li> </ul>   | <p>Bariatric Cart<br/>or<br/>Distribution x3643</p> |
| <b>CHAIRS/TRANSPORT CHAIRS</b>  |  |   |
|   | <p><b><u>Barton Chair:</u></b></p> <ul style="list-style-type: none"> <li>• 660 lb. weight limit</li> <li>• Non-motorized transport/room chair</li> <li>• 28 inches wide</li> <li>• Goes into stretcher position for lateral transfers</li> </ul>      | <p>Distribution x3643<br/>(Hillrom rental)</p>      |
|  | <p><b><u>Shuttle Chair:</u></b></p> <ul style="list-style-type: none"> <li>• 1000 lb. weight limit</li> <li>• Motorized transport/room chair</li> <li>• 31 inches wide</li> <li>• Goes into stretcher position for lateral transfers</li> </ul>        | <p>Distribution x3643<br/>(Sizewise rental)</p>     |

|   | Item  | How/Where to Obtain   |
|---|---|---|
|    | <p><b><u>Ergo Express Motorized Patient Transport Chair</u></b></p> <ul style="list-style-type: none"> <li>• 750 lb. weight limit</li> <li>• Motorized transport chair</li> <li>• 24 inches wide</li> <li>• Swing-back armrests allow for overflow</li> </ul> | <p>Located on Ortho, Neuro, 7 South, 7 North, Medical, OHVI-4 and OHVI-5</p> <p><i>See Job Aid for Instructions</i></p> |
| <b>TRANSFER DEVICES</b>   |   |   |
|    | <p><b><u>Bariatric FWW:</u></b></p> <ul style="list-style-type: none"> <li>• 750 lb. weight limit</li> </ul>  | <p>Distribution x3643<br/>(Sizewise rental)</p>   |
|   | <p><b><u>Bariatric Hoyer Lift:</u></b></p> <ul style="list-style-type: none"> <li>• 1000 lb. weight limit</li> </ul>  | <p>Distribution x3643<br/>(Sizewise rental)</p>   |
|  | <p><b><u>Rollbord:</u></b></p> <ul style="list-style-type: none"> <li>• Transfer board for lateral transfers</li> <li>• 70" x 20"</li> <li>• Undefined weight limit</li> <li>• Mainly for BMI 40-49</li> </ul>  | <p>Clean Utility</p> <p><i>See Job Aid for Instructions</i></p>   |

|   | Item  | How/Where to Obtain   |
|---|---|---|
|    | <p><b><u>HoverMatt:</u></b></p> <ul style="list-style-type: none"> <li>• 1200 lb. weight limit</li> <li>• 50" wide – light blue handles. Use for BMI 100+</li> <li>• 39" wide – green handles. Use for BMI 50-99</li> <li>• 34" wide – pink handles. Use for BMI 40-49</li> </ul> | <p>Distribution x3643</p> <p><i>See Job Aid for Instructions</i></p>  |
|    | <p><b><u>Hoverjack:</u></b></p> <ul style="list-style-type: none"> <li>• 1200 lb. weight limit</li> </ul>   | <p>Orderly x2085<br/>or<br/>Units that have a Hover Jack (Ortho, Neuro,<br/>7 South, 7 North, 8 Medical, OHVI-4)</p> <p><i>See Job Aid for Instructions</i></p> |
|   | <p><b><u>Med Sled - Bariatric:</u></b></p> <ul style="list-style-type: none"> <li>• 1000 lbs. weight limit</li> <li>• For evacuation purposes only</li> <li>• 48 inches wide</li> </ul>   | <p>OHVI-5<br/>or<br/>8 Medical Clean Utility</p> <p><i>See Job Aid for Instructions</i></p>   |
| <p><b>POSITIONING</b></p>   |   |   |
|  | <p><b><u>Bolsters:</u></b></p> <ul style="list-style-type: none"> <li>• Positioning wedges</li> </ul>   | <p>Acute Therapy x3640</p>  |